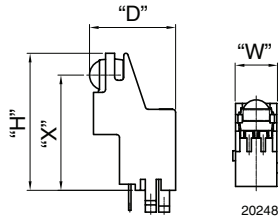
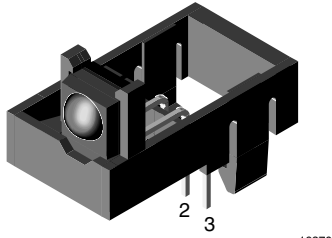


IR Receiver Modules for Remote Control Systems


FEATURES

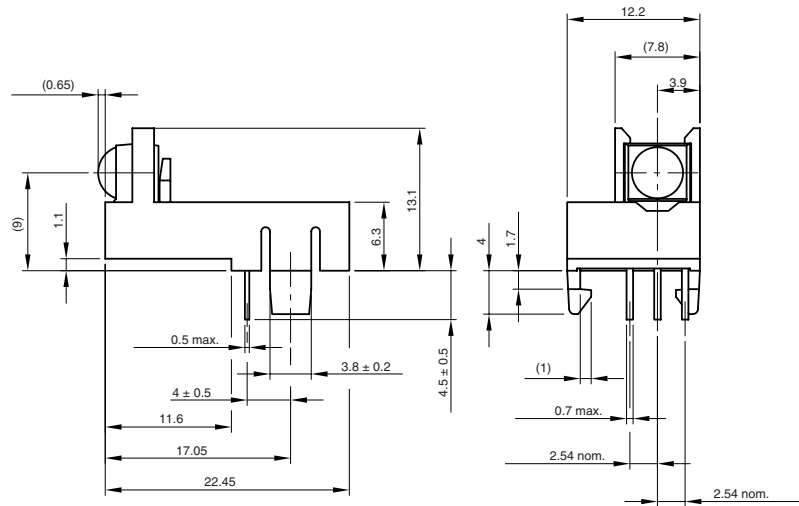
- Compliant to RoHS directive 2002/95/EC and in accordance to WEEE 2002/96/EC


AVAILABLE FOR:

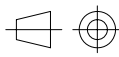
- TSOP34...
- TSOP4....
- TSOP32...
- TSOP2....


**RoHS
COMPLIANT**

NAME	LENS AXIS (X)	VIEW	TYPE	HEIGHT (H)	WIDTH (W)	DEPTH (D)
MQ1	9	Side	Holder	13.1	12.2	23.1

MECHANICAL DIMENSIONS in millimeters


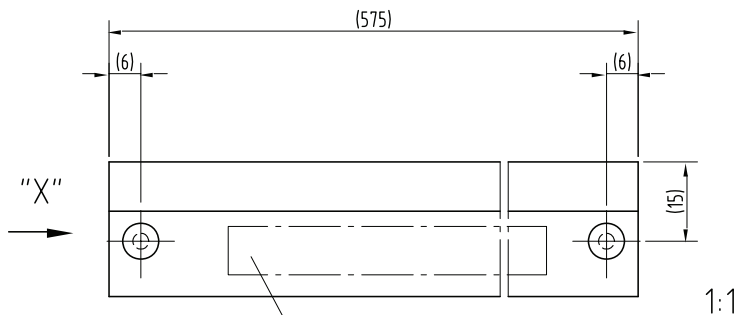
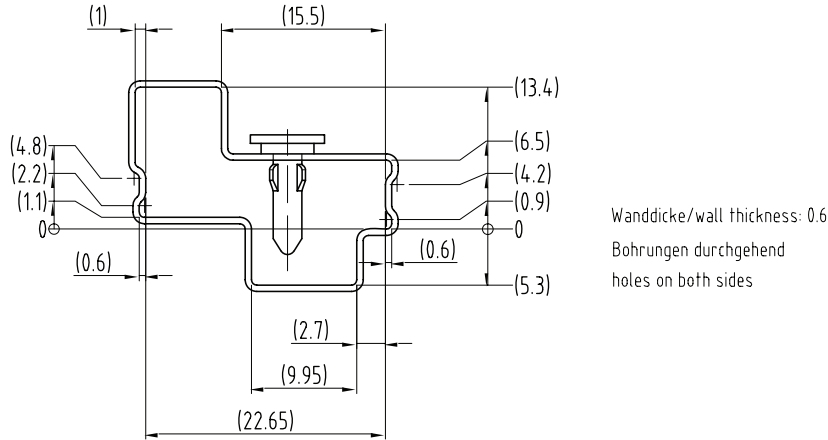
tolerances ± 0.3

 Proposed hole layout
component side
(for reference only)

 technical drawings
according to DIN
specifications

 Drawing-No.: 6.550-5221.01-4
Issue: 4; 04.08.09
16211

PACKAGING DIMENSIONS in millimeters

"X"
90° gedreht / 90° turned

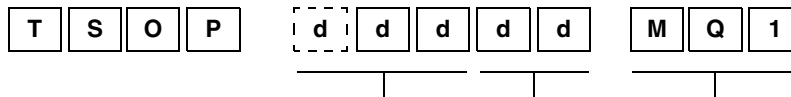


Drawing-No.: 9.700-5242.0-4
Rev. 2; Date: 20.11.03

Druck / Printing for tubes
1.400-5548.0-3 Version 1

20268-1

ORDERING INFORMATION



2 or 3 digit product series 2 digit frequency Holder type

Note

d = "digit", please consult the list of available series on the previous page to create a valid part number.

Example: TSOP32138MQ1

PACKING QUANTITY

- 45 pieces per tube
- 20 tubes per carton